

QUEEN LIGHT

MACHINERY FOR INDUSTRIAL FABRICS

Length cross cutter Model **LCT-S210-M**

**The Cutter get one or more steps ahead
You have a gut feeling that how far machine works you expected**



Worth for introduction of this machine

SAVE WORK SPACE

It is not necessary to cut the fabrics with wide spread, less work space from old style

SAVE MANPOWER

Machine works automatically, only a worker needed, furthermore it requires an easy work even set-up work of the fabric roll it can be done by single person.

PRODUCTIVITY GROWTH

Shorten drastically the working time and also able to do cutting work with doing other job.

SHORTEN WORKING PROCESS

Machine has marking function, this means machine cuts the fabric with making point mark or writing line, it is no necessary to mark after cut.

FEATURES


Fabric hanging device has lift function, roll set up work is easy, only rolling-in the fabric-roll to the lifter arm that's all. Special-made cut-knife cuts cleanly with ease from thick to thin material.

LCD touch-panel combined with MPU provides very easy data input and accurate data processing, anyone can input the data (input work is done with figures in sight) and it enables full of functions installed.

Slitting device, lengthwise delineate device, are equipped each 2pcs. Length-cross delineate device (Continuous line, dashed line, Pinpoint mark line) are equipped.

Pinpoint marking device marks down without machine stop is equipped (Option) this is enables pinpoint marking without machine stop.


Correction factor input function is equipped, measuring error depend on the fabrics can be correct by this function. Arranged with manufacturing know-how from large size length-cross cutter manufacturing, long life and free from the malfunction shall be undertaken.




After insert the shaft into the paper-tube then roll-in to the lifter arm




Fabric lifter activates with this switch turned ON after rolling-in the fabric onto the lifter arm.




Operation panel of every work conceivably installed.




Lengthwise delineate device
Normal ball-point pen is used.




Lengthwise slitting device.
Slit the fabric 2 or 3 pieces.



Length-cross delineate device
Marks length-cross line wherever
You want (Machine stopping
needed.).



Accurate measuring device



Very clean cut fabric edge

Specifications

Model	LCT-S210-M
Name	Length-cross cutter
Power required	1P 100V +-10% 50/60Hz
Max. roll width	2100mm
Roll diameter	Max. 300mm
Cut system	Knife
Fabric feed	Feed by pinch rollers
Drive speed	0 - 24m/Min. Inverter control with adjust knob
Cut knife drive	Inverter control Max.35m/Min.
Work height	Abt. 795mm
Measuring	Rotary-encoder (Min. unit 1mm)
Drive motor	AC Motor
Operation panel	LCD touch panel + push button Start, Stop, Manual cut, Operation, Emergency stop
Cut length set	digit Digital-indication
Cut Nos. set	digit, Digital-indication, Automatic machine stop
Correction factor	Direct %input, Actual length input → Auto correct
Fabric hanger	Hanger type with Pneumatic lifter
Length cross delineate	Equipped
Others	Material sensor, Slitter 2 sets, Lengthwise delineate device 2 sets
Color	standard White

Manufactured by

**QUEEN LIGHT
ELECTRONIC IND., LTD.**

Distributed by



576-1 Minato, Wakayama-city, 640-8404
Phone 8173-431-6245
Fax 8173-433-8815
E-Mail info@queenlight.co.jp
URL <http://www.queenlight.co.jp>